



Enhanced Pinpoint Walk-Through Metal Detector

The PD 6500i is the world's highest performing walk-through metal detector and leads the industry with superior pinpoint technology and unmatched discrimination features. Designed for maximum patron throughput without compromising security, the PDi is the walk-through of choice for security professionals worldwide.

FEATURES

- **33 Pinpoint Zones** to precisely identify target location from head to toe on the left, center and right sides of the body.
- **Dual Detection:** with transmitters and receivers in each panel, the PD 6500i is like having two detectors in one. By scanning from both sides, the PD 6500i provides superior detection, uniformity and performance.
- **Advanced Broadband Detection Technology** provides superior target analysis, weapons detection, discrimination and higher throughput.
- **Meets TSA, European Airports** and other international security requirements.
- **Superior Versatility:** settings designed for airports, courthouses, prisons, schools, facilities, special events, mass transit, loss prevention and many other applications.
- **Optional Accessories** provide networking, remote control, monitoring, and data analysis.
- **Meets IP55 Standards** for water and foreign matter protection.



ADVANCED TARGET PINPOINTING

The only metal detector approved for U.S. and European airports that indicates if the target is located on the left, right or center of the body as well as its height.

APPLICATIONS:

- Airports
- Correctional Facilities
- Arenas
- Public Buildings
- Private Buildings
- Schools
- Special Events
- Loss Prevention
- Nuclear Facilities
- Transportation Terminals
- Courthouses
- Corporate Security
- Historical Landmarks

Visit us online at

www.garrett.com

TRAINING

Garrett Metal Detectors is the only manufacturer to offer free training in metal detection checkpoint screening. Now, you can learn from the industry's leading team of metal detection experts, call today to enroll in The Garrett Academy.

GARRETT
Academy of Metal Detection

PD 6500*i* Enhanced Walk-Through Metal Detector

GARRETT: The Global Leader of Security Metal Detectors and Checkpoint Screening

Garrett Metal Detectors is the global leader of security walk-through and hand-held metal detection products and training. From the Olympic Games to U.S. and international airports, Garrett has the proven experience, expertise and reliable products you need to design the most effective security screening checkpoint for your unique application. Whether it's one walk-through unit or a hundred, let Garrett Metal Detectors work with you to make your facility or event more secure.



Easy Assembly

The PD 6500*i*'s modular design allows for a quick and simple assembly of its 4 (four) sub assemblies using only 8 (eight) screws and 3 (three) internal cable connections.

Pinpoint Zone Detection

Garrett's exclusive multiple target pinpointing with 33 distinct zones shows precise target location on the left, center and right side of the body from head to toe.

Entry Pacing Lights

Smooth, efficient traffic flow with easy-to-view, eye-level pacing lights with international "wait"  and "proceed"  symbols on the entrance side of each panel.

Floor Mounting Option

The PD 6500*i* can be mounted using the optional Adhesive Floor Mounting Kit (Figure 1), which can be used to protect valuable flooring surfaces while preventing unit movement.



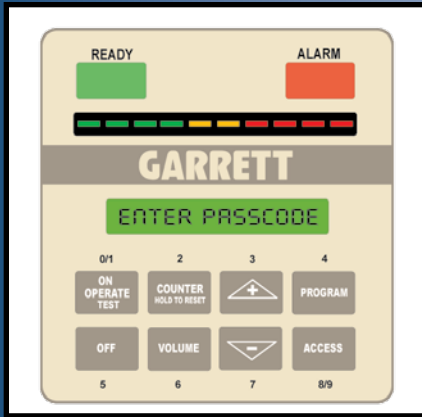
Figure 1



ABOVE: (Entrance view) International pacing lights illustrated.




LEFT: All connections, wires and electronics to the PD 6500*i* are securely enclosed within the locking Detection Head.



The PD 6500i's Access Control Panel is designed for use by authorized personnel with specific, multi-level security codes. It allows authorized users to change settings such as detection Program and Sensitivity. A tamper alarm sounds within 10 seconds after the Access Touchpad is pressed, unless a proper access code is entered.

The PD 6500i maintains all settings even when disconnected from power and does not require recalibration each time the unit is turned OFF and back ON. No battery is required for memory retention. While the unit is in operation, a self-test of all systems is performed continuously with any failures or problems immediately reported on the LCD display.



ABOVE: (Exit view) Detection of multiple weapons within specific zones depicted.

Overhead Control Unit

LCD Display, alarm lights, LED bar graphs and control touchpads plus all wiring, connections and electronics are integrated into a single, lockable overhead compartment which eliminates exposure of wires and external control box.

Multi-Dimensional Coil Design

The PD 6500i's exclusive multi-dimensional coil design provides unmatched detection of potentially lethal metal items such as guns, knives and other flat and rod-shaped weapons regardless of location and orientation.

Audible and Visual Alarms

Audible alarm and visual LED lights signal when a target has been detected.

33 Distinct Pinpoint Detection Zones

The PD 6500i offers exclusive multiple target pinpointing with 33 distinct zones for full target coverage on the left, center and right side of the body from head to toe.

Digital Signal Processor (DSP) Based Technology

DSP provides greater sensitivity, noise immunity, discrimination, detection uniformity and overall product reliability.

Passageway Interior	Overall Exterior	Shipping
Width 30" (0.76 m)	Width 35" (0.9 m)	Width 35.5"
Height 80" (2 m)	Height 87" (2.2 m)	Height 92" (2.3m)
Depth 23" (0.58 m)	Depth 23" (0.58 m)	Depth 6.5" (0.17 m)

Weight: 143 lbs. (64 kg)

Shipping Weight: 165 lbs. (74 kg)

SPECIFICATIONS

Operating Temperatures

-4°F (-20°C) to + 158°F (70°C); Humidity: To 95% noncondensing.

Power

Fully automatic 100 to 240 VAC, 50 or 60 Hertz, 55 watts; no rewiring, switching or adjustments required. Power supply meets UL, CSA, TUV and VDE standards.

Weatherproofing / Foreign Object Protection Standards

Meets IP 55, IEC Standard. "Degrees of Protection provided by Enclosures," IEC 529.

Target Pinpointing Lights

Thirty-three (33) distinct zones are displayed with two (2) independent columns of LEDs located on exit side of PD 6500i.

Programs

Eighteen (18) independent programs designed to meet all installation-specific requirements including European Airports and TSA's Enhanced Metal Detector (EMD) requirements for all U.S. airports.

Multi-Unit and Multi-Brand Compatibility

2,300 selectable operating frequencies and multiple channels allow the PD 6500i to operate in close proximity to other PD 6500i's as well as with non-Garrett walk-throughs.

Interference Suppression

Advanced analog and digital filtering—as well as adjustable operating frequencies—eliminate the potential effects from x-ray units, radios and other electrical interference sources.

Traffic Counter

Counter tracks the number of patrons that have passed through the detector, the number of alarms and calculates alarm percentage.

Random Alarm Feature

Provides ability to randomly alarm a selected percentage of non-alarming persons; adjustable from 0 to 50 percent.

Alarms

Audible tone and volume adjustable. Bright LED visual alarm.

Pacing Lights

International symbols located at entrance.

Tamper-Proof

All settings are secured with a key lock and two levels of access codes. Further security is accomplished with a cabinet lock which prevents unauthorized access to physical cables, connectors and electronics.

Control Outputs

Solid state switches (low voltage AC or DC) for operating external alarms and control devices.

Construction

Attractive scratch and mar-resistant laminate. Detection Heads and Support: Heavy duty aluminum.

Warranty

24 months, parts and labor

ACCESSORIES

A. Battery Backup Module—Allows up to twelve (12) hours of backup use. Charger included. (Model # 2225400) (Euro Model # 2225470)

B. Desktop Remote Control—For remote operation of the PD 6500i from up to 50 feet (standard). Contact Garrett for optional lengths. (Model # 2225600)

C. Operational Test Piece (OTP)—Designed to FAA 3-gun test requirements. (Model # 1600600)

D. Flat Test Piece (FTP)—Designed to represent a small knife or box cutter. (Model # 1620570)

E. Removable MagnaDolly—Removable wheel assembly for easy portability. (Model # 1168000)
Permanent MagnaDolly—Permanently fastens to the PD 6500i for easy portability. (Model # 1169000, not shown)

F. Control Monitor Analyzer (CMA)—The CMA Interface Module is used with a 10baseT network and a personal computer. It allows control, real time monitoring and diagnostics from a remote location. The internal memory records all changes to settings and passenger traffic and alarm history for analytical evaluation. (Model # 1168310)

G. Adhesive Floor Mount Kit—4 included. (Model # 1604100)

H. 10 ft. Cord Jumper—Allows multiple PD 6500i units, in close proximity, to be linked to the same power source. (Model # 9431900)



REGULATORY INFORMATION

The PD 6500i is Transportation Security Administration (TSA) qualified to meet the new Enhanced Metal Detector (EMD) specification for walk-through metal detectors.

Meets Electrical Safety and Compatibility Requirements for CE, FCC, CSA, IEC (CB certification), ICNIRP and IEEE.

The PD 6500i meets U.S. and International regulatory requirements for electromagnetic safety. Extensive research has found no information that would indicate Garrett products have adverse effects on pregnancy, medical devices (such as pacemakers) or magnetic recording media. However, directives by physicians and medical device manufacturers regarding metal detectors should be followed.